




Baincut HSS Plus

Precision Cut Off Machine - Direct Drive



The **Precision saw** for cutting all types of materials
with **variable spindle speed**.

Automated Y movement adds to the convenience.

A must for slicing **Surface Engineered** components.

Most preferred by **Research Laboratories**

A precision section saw designed for cutting all types of sample
automatically with ease with micron accuracies.

Sliding Door System with two side opening

User Friendly for 3 Axis Operation

Cutting capacity up to 50 mm

Wheel Mounting Shaft OD -12.7/25.4 / 31.75mm

Automatic Cut-Off system

Cutting Action - Y Movement Automatic (Longitudinal)

40 mm Height Adjustment (Z – Movement) of Diamond wheel /Cut off

Wheel allows of easy compensation for Wheel Wearing

Large Movable Cutting T - Slot Table 200mm x 193mm

Variable Feed Rates and Cutting Length

X- Movement facility (Manual) up to 50mm

Inbuilt Recirculation Coolant System - 10 Ltrs Capacity

Manual Washing facility

LED lamp for cutting chamber

Quick positioning rapid movement with Joystick facility

Wheel should be accommodated Min 4" to Max 8" Dia

2 HP (1.5Kw) 3 Phase Motor

Continuously Variable speed system 100-5000rpm

Advance Large Color graphical Touch Screen

Intelligent Feed Control for Over Load of the Sample

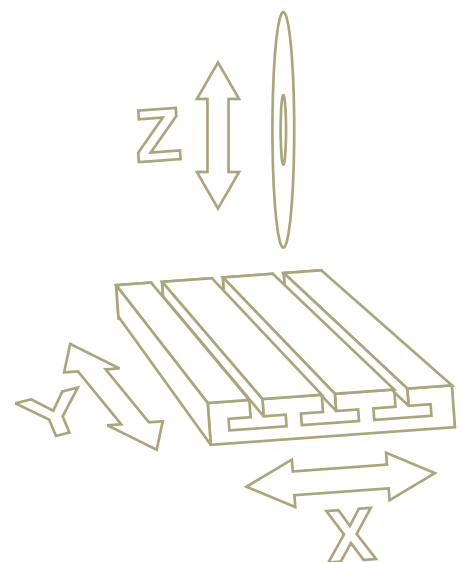
Pulse Cutting to reduce heat of the hard material Specimen

Auto reverse Facility

Emergency Stop with Safety Door Interlock System

Quick and adjustable Clamping Vise

Four different types of Fixtures (mount chuck, Irregular sample,
single saddle chuck and double saddle chuck)




Three Axis Movements






User friendly touch screen

Advanced PLC based Graphical Touch Screen System with Pre set programs.



Auto Reverse cut-off switch



Quick Adjustable Clamping Vise



Door Safety Interlock system

Electrical: 230 V, 50 Hz (1 + N + E)

Machine Size: 1000mm x 890mm x 750mm (LxBxH)

Machine Color: Door RAL7040, Base RAL 7016

Optional Accessories

Loto Switch & Tag Out

Note: During Maintenance and Break Downs the Loto Switch can be switched off and locked with the tag key. This prevents from switching on the machine by mistake and avoids damage

Laser Line Marking System

Note: To know in advance the exact cutting area

Serial Cutting Facility up to 50 mm


Note: Serial cutting without Re-positioning which make the cutting for difference thickness & equal thickness

External Recirculation Coolant System (25 ltrs tank Capacity)

Note :If you use abrasive wheel only you can buy external coolant system



Inbuilt coolant tank with 10 Ltrs capacity



© Copyright 2023

Chennai Metco Pvt Ltd

C8, Ambattur Industrial Estate,
Chennai 600 058, India.

Ph: 044-2688 0737 / 044-4991 8889 Fax: 044-2688 0850

e-mail: mktg@chennaimetco.com



www.chennaimetco.com